
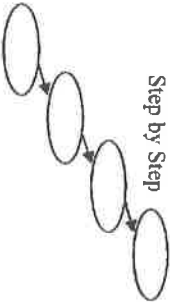
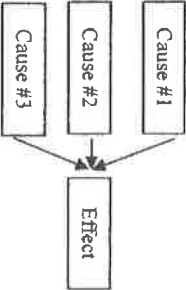
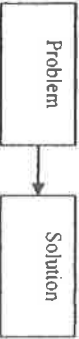
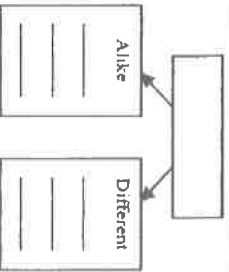
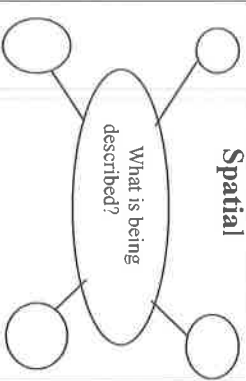


Text Structures and the Revolutionary War

Directions: Read the passages and on a sheet of paper, put the information from each passage into an appropriate graphic organizer. The following graphic organizers are examples. Feel free to make changes if necessary.

Chronological	Sequence	Cause and Effect	Problem and Solution	Compare and Contrast
 <p style="text-align: center;">Time Line</p>	 <p style="text-align: center;">Step by Step</p>			
<p style="text-align: center;">Spatial</p> 				

1. Divisions

The Revolutionary War was a time of great division. Americans were split into two groups: Patriots and Loyalists. Patriots were Americans who supported the struggle for independence. They believed that Americans should be free from the control of an English king. They fought against the English to establish a new government in America. Loyalists were Americans who remained loyal to the crown. Some of them were happy under English rule. Others believed that they might be rewarded after the Americans lost the war. Though both Patriots and Loyalists lived in America, a deep division ran between them.

2. The Turning Point

There were many important battles in the Revolutionary War, but perhaps none were more important than the Battles of Saratoga. The results of the Battles of Saratoga shifted the momentum of the war toward the Americans. Though they had previously lost numerous battles, the Americans captured British General Burgoyne's army during the Battles of Saratoga. This victory convinced other countries, especially France, that the Americans could win the war. Because of this, not only did France declare war on England, but other nations also began openly supporting the American fight for independence. The Battles of Saratoga will be remembered as a pivotal moment in this fight.

3. Guerilla Warfare

In most cases American soldiers could not stand toe-to-toe against British soldiers. The British were better trained, better armed, and more experienced. When the American soldiers attempted to match the British, they suffered heavy losses. The Americans had to use what advantages they had, so they developed what are now known as Guerilla Warfare tactics. Guerilla warfare is a form of fighting where small groups of fighters use ambushes, sabotages, and the elements of surprise to harass a larger, less mobile army. By using Guerilla Warfare tactics, American soldiers were able to equalize some of the British's advantages on the battlefield.

4. Fire Cake

American soldiers during the Revolutionary War suffered horrible conditions to win independence. You can experience some of these conditions by eating the same food that soldiers ate at Valley Forge: fire cake. Fire cake is a horrible tasting blob of burnt gluten. To make some first mix flour with water until you get thick, damp dough. Then, form it into a cake and in your palms. Put this doughy lump on a greased cookie sheet and bake it until it is brown. This will be very similar to the awful fire cakes that American soldiers ate at Valley Forge. Enjoy!

5. Allies

During the Revolutionary War, Americans learned just how important friends can be. When the Americans declared independence on July 4th, 1776, they had virtually no allies. But on February 6th, 1778, after the American victory at Saratoga, the French assisted the American cause. The French went into deep debt helping the Americans. The Americans would receive additional help in June of 1779, when the Spanish joined the fight against the British. They would secure Southern ports and supply lines. Without the help of these allies, many more Americans would have died in the fight for independence.

6. Camps

The colonists only thought the war would last a few weeks before the British surrendered. However, they were gravely mistaken. As the war stretched into the winter months, the soldiers at Valley Forge found themselves extremely underprepared for the harsh environment. They had not packed any woolen winter coats, so many of them were still wearing their summer clothing. If you had walked into the camp you would have seen men shuffling about with frostiten toes and fingers. You would have seen the dirty hole ridden clothes. The smells of sickness, smoke, and filth would have filled the air. Despite the harsh conditions, General Washington did everything he could to keep his men from becoming hopeless.

Name: _____ Date of Presentation: _____ 7th hour

*Please turn this paper in BEFORE you present.

Paragraph Structure Jigsaw Project

One of the things that you can do as you are processing a text is recognize common paragraph structures. In order to demonstrate mastery of this concept, you will be educating yourselves about a common paragraph structure. You will be responsible for teaching that paragraph structure to the rest of the class. You will create a poster with your group to use as a resource to teach the class about your structure. Your poster must contain the following:

1. A Description/definition of your assigned text structure. _____/5
2. A drawing of a graphic organizer that represents your structure, and the information from a paragraph put into the graphic organizer. You will be responsible for reading your paragraph and explaining why its information belongs in your graphic organizer. _____/5
3. A list of types of texts where you might commonly find your assigned text structure. _____/5
4. You must make a connection between your paragraph structure and two of the three in the following: yourself, a book, a movie, a television show, or a current/historical event. _____/5
5. You must answer the following question: If your paragraph structure were a historical figure or celebrity, who would it be and why? _____/5
6. Your group must use your time wisely in class. I will be monitoring you daily for participation points. _____/5
7. Your poster is well organized, neat, and colorful. _____/5
8. Presentation: During your presentation, everyone speaks and everyone is prepared to answer questions posed by the teacher. Each person is able to point to their poster and show the class something specific that they contributed. _____/5