

Name _____

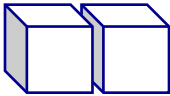
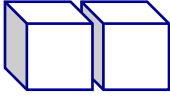
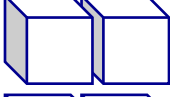


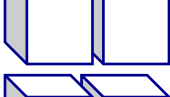
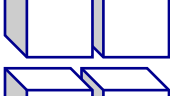
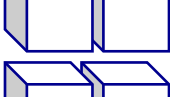

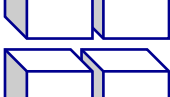

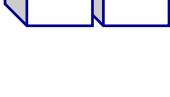
Date _____

Roll the Dice Poem



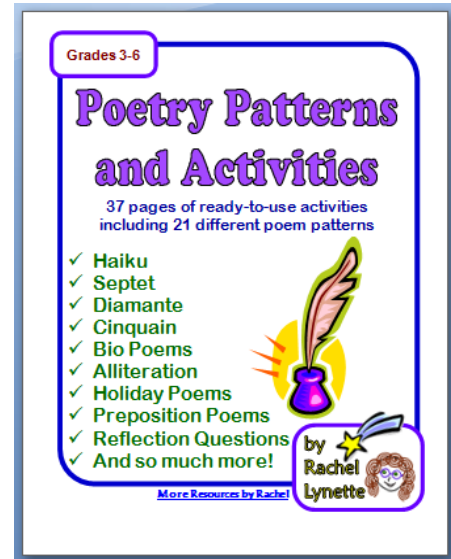
You will need a pair of dice to write this poem. For each line, roll both dice. The sum of the two numbers is the number of syllables that line must contain. Keep rolling until your poem is done.

Try one yourself. Draw the dots or write the numbers for your rolls in the dice. Then add the two together to find the total number of syllables for the line. Use the top line to make a title for your poem.

	_____
	_____
	_____
	_____
	_____
	_____
	_____
	_____
	_____
	_____
	_____
	_____


Thank you for downloading this free poetry activity! You can get 20 more great poem patterns right here:

<http://bit.ly/iriWOx>



TpT Store:

<http://www.rachel-lynette.com>



You can find ways to facilitate creative and critical thinking at www.minds-in-bloom.com



"Like" my [facebook](https://www.facebook.com/mindsinbloom) page to find frequent freebies, teaching tips, useful links, and more: www.facebook.com/mindsinbloom

- ✓ ready-to-use
- ✓ highly rated
- ✓ Focused on higher level thinking skills

